

Profit and Loss

Queenstown Mountain Bike Club Inc For the year ended 31 March 2024

	2024	2023
Income		
Merchandise and Maps Income	7,116	4,639
Merchandise Cost of Sales		
Opening Stock	3,542	6,294
Map Design & Print	2,094	-
Merchandise Design & Print	5,390	883
Total Closing Stock	(4,831)	(3,542)
Total Merchandise Cost of Sales	6,196	3,636
Total Income	921	1,004
Gross Profit	921	1,004
Plus Other Income		
Donations Received	139,048	276,581
Grants and Sponsorship	230,651	217,249
Income from Subscriptions	91,847	78,663
Other	-	870
Capital Gain on Sale of Asset	34,541	26,484
Trail use levy	1,065	-
Other Revenue	2,588	845
Total Other	38,195	28,198
Total Plus Other Income	499,741	600,691
Less Operating Expenses		
Administration Costs	46,053	38,978
Affiliation Fees	2,497	2,234
Bank fees	6,654	5,825
Consent costs	2,163	2,368
Consulting & Accounting	-	4,522
Depreciation	12,349	12,896
Dig Night & Working Bees	7,733	2,751
Donations Paid	-	1,000
Events Costs	34,460	10,083
Labour & Hireage	386,990	493,428
Loss/Gain on Disposal	-	(894)
Materials & Costs	4,164	3,732
Motor Vehicle Expenses	328	177
Race Support	422	1,045
Signage	6,490	19,198
Total Less Operating Expenses	510,304	597,343



Treasurer



President

	2024	2023
Operating Profit	(9,643)	4,352
Net Profit	(9,643)	4,352

1. Donations Received

Drury Family	\$86,000
Community Trust South	\$20,217
Altitude Brewing Limited	\$5,767
Donations	\$4,251
Coronet Peak (NZ Ski)	\$4,000
High Performance Academy	\$4,000
Hugo Charitable Trust	\$2,000
Lester Gray	\$2,000
QBTaxis	\$1,735
Atlas Beer Cafe	\$1,536
Bikeaholic	\$1,400
Donation box	\$1,173
Michael Parsons	\$1,000
Monk Earthworks Ltd	\$1,000
Te Hau Toka	\$1,000
Outside Sports Ltd	\$965
Other	\$1,004
Total	\$139,048

2. Grants and Sponsorship

Skyline Enterprises Ltd	\$100,000
Queenstown Lakes District Council	\$95,305
Red Bull NZ Ltd	\$10,000
Mons Royale Ltd	\$6,500
Destination Queenstown Inc	\$5,000
Wide Open	\$4,500
Canyon Brewing	\$3,000
Torpedo 7, Queenstown	\$2,502
Altitude Brewing Limited	\$2,500
Cycling New Zealand	\$2,000
POC	\$2,000
Worralls	\$2,000
Keelow Craft	\$1,739
Other	\$2,300
Aotearoa Gaming Trust **	\$(8,695.65)
Total	\$230,651


** Return of grant as it was not used in time

3. Labour & Hireage by Area

Events: Bike Fest	\$9,030
Trails: 7 Mile	\$13,005
Trails: Bike Park (Skyline)	\$235,733
Trails: Coronet	\$53,598
Trails: Fernhill	\$53,217
Trails: Gorge Road	\$13,833
Trails: Kerry Drive	\$1,991
Trails: Other	\$6,583
Total	\$386,990



Treasurer



President

Balance Sheet

Queenstown Mountain Bike Club Inc As at 31 March 2024

31 MAR 2024 31 MAR 2023

Assets	
Bank	
QMTBC 00 Acct (Main)	90,000 89,937
QMTBC ASB Society Account	13,322 7,595
QMTBC Paypal	25,824 11,157
QMTBC SBS Term Deposit	38,731 36,890
Stripe (manual import from Hivepass)	1,348 794
Total Bank	169,226 146,373
Current Assets	
Accounts Receivable	14,800 24,111
T-Shirt Stock on Hand	4,831 3,542
Withholding tax paid	- 1
Total Current Assets	19,631 27,654
Fixed Assets	
Container	- 4,051
Office & Race Equipment	7,789 10,538
Tools, Plant & Equipment	10,272 15,276
Vehicles	207 275
Total Fixed Assets	18,268 30,140
Total Assets	207,124 204,167
Liabilities	
Current Liabilities	
GST Payable (Refund)	(7,985) (22,298)
Rounding	9 9
Sundry Payables	372 2,084
Total Current Liabilities	(7,604) (20,205)
Total Liabilities	(7,604) (20,205)
Net Assets	214,728 224,371
Equity	
Current Year Earnings	(9,643) 4,352
Retained Earnings	224,371 220,020
Total Equity	214,728 224,371

Treasurer
Bruce McLeod


President
Peter Mulroney

Depreciation Schedule


Queenstown Mountain Bike Club Inc

For the year ended 31 March 2024

NAME	COST	OPENING VALUE	PURCHASES	DISPOSALS	DEPRECIATION	CLOSING VALUE
Container						
Container for Bike Park	6,945	4,051	-	-	4,051	-
Total Container	6,945	4,051	-	-	4,051	-
Office & Race Equipment						
Computer for race timing	521	14	-	-	7	7
Race timing chips	9,441	6,196	-	-	1,549	4,647
Race timing system	17,292	3,590	-	-	898	2,693
Timing system laptop	1,604	738	-	-	295	443
Total Office & Race Equipment	28,858	10,538	-	-	2,748	7,789
Tools Plant and Equipment						
Blower	650	-	-	-	-	-
Chainsaw	477	-	477	-	106	370
E-barrow	2,125	1,650	-	-	1,424	227
E-Wheelbarrow	2,125	1,269	-	-	254	1,015
Gazzebo	1,054	27	-	-	9	18
Generator	1,530	185	-	-	37	148
Honda GX200 Pump for Wynyard	1,286	960	-	-	192	768
Leaf Blower	612	202	-	-	202	-
Megaphone	115	-	-	-	-	-
Pole Saw	280	-	-	-	-	-
Power Broom	625	-	-	-	-	-
Powermax 3500W Generator	616	375	-	-	75	300
Rakes & Hoes	325	-	-	-	-	-
STIHL FS450 brushcutter	1,600	35	-	-	9	26
Stopwatches (x4)	120	-	-	-	-	-
Sunpark Inflatable Airbag	16,323	10,569	-	-	3,171	7,398
Tool Shed	1,088	-	-	-	-	-
Tools for juniors	575	3	-	-	2	1
Trestle Tables	104	-	-	-	-	-
Wheel Barrow	100	-	-	-	-	-
Total Tools Plant and Equipment	31,730	15,276	477	-	5,481	10,272
Vehicles						
Trailer	4,000	275	-	-	69	207
Total Vehicles	4,000	275	-	-	69	207
Total	71,533	30,140	477	-	12,349	18,268



Treasurer



President